

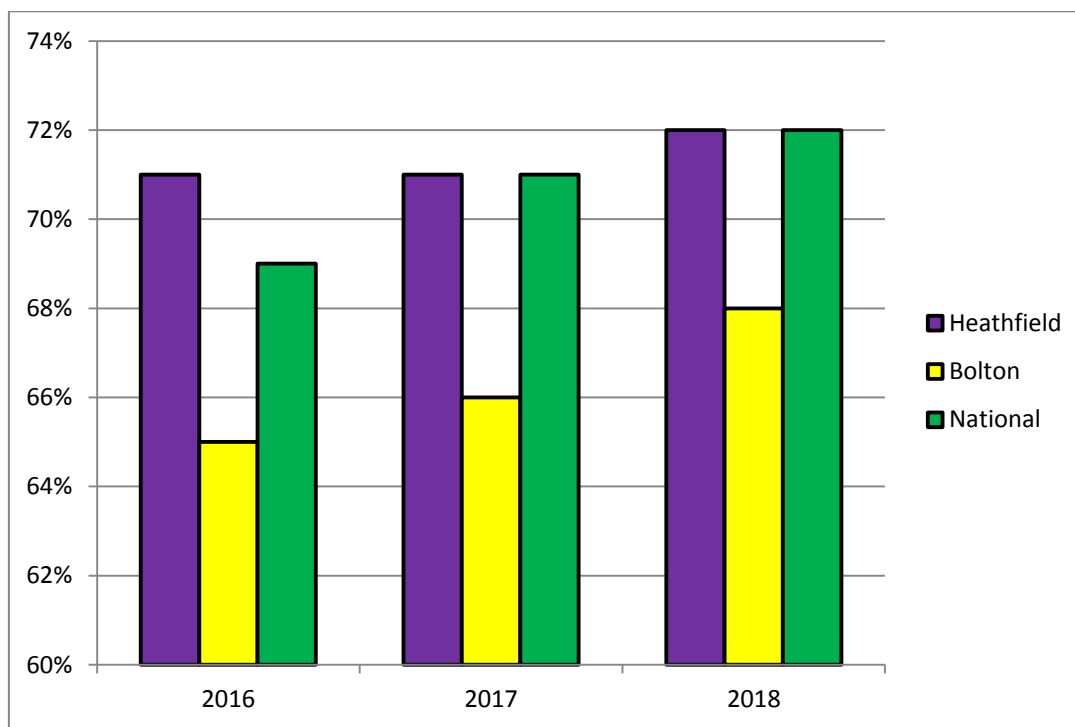
Heathfield Assessment Data

2018 end of year results - Attainment

Three-year trend for EYFS GLD

	2016	2017	2018
Heathfield	71%	71%%	72%%
Bolton	65%%	66%%	68%%
National	69%	71%%	72%%

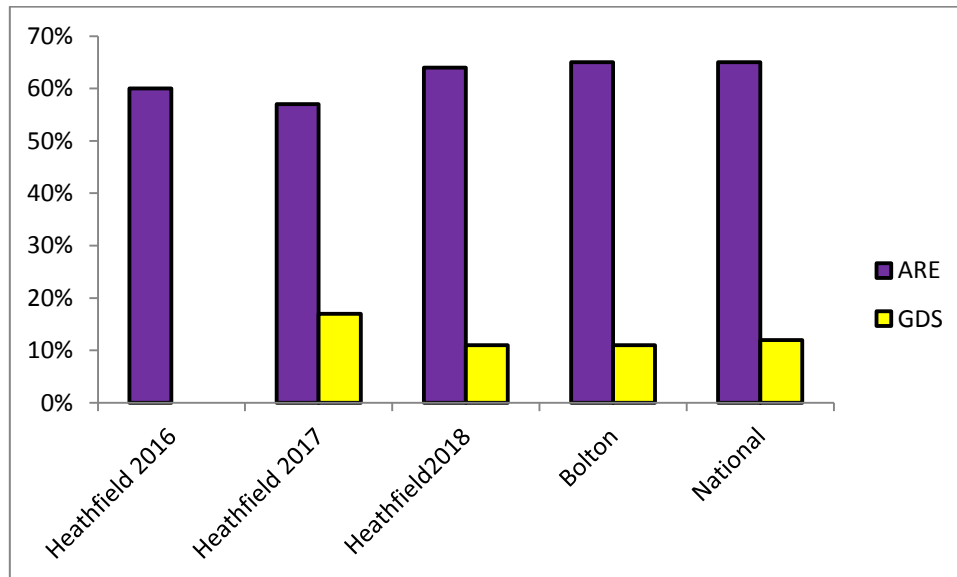
EYFS achieving Good Level Of Development (GLD)



KS1 SATs results

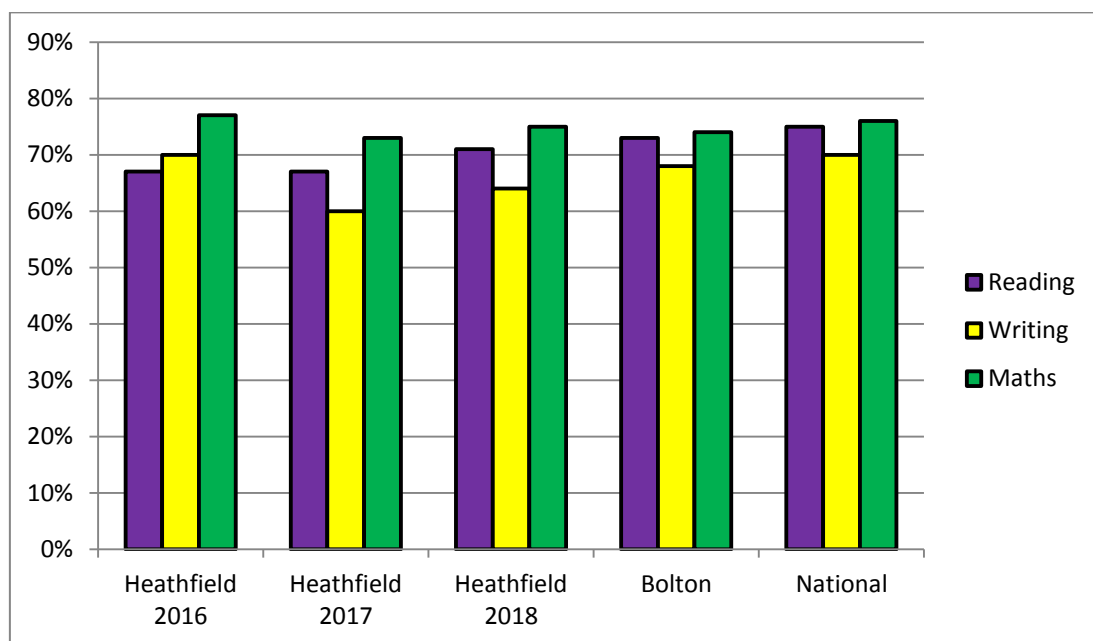
Combined (Reading, Writing, Maths)

	School 2016	School 2017	School 2018	Bolton	National
Age Related	60%%	57%%	64%%	65%%	65%%
Greater Depth	0%%	17%%	11%%	11%%	12%%



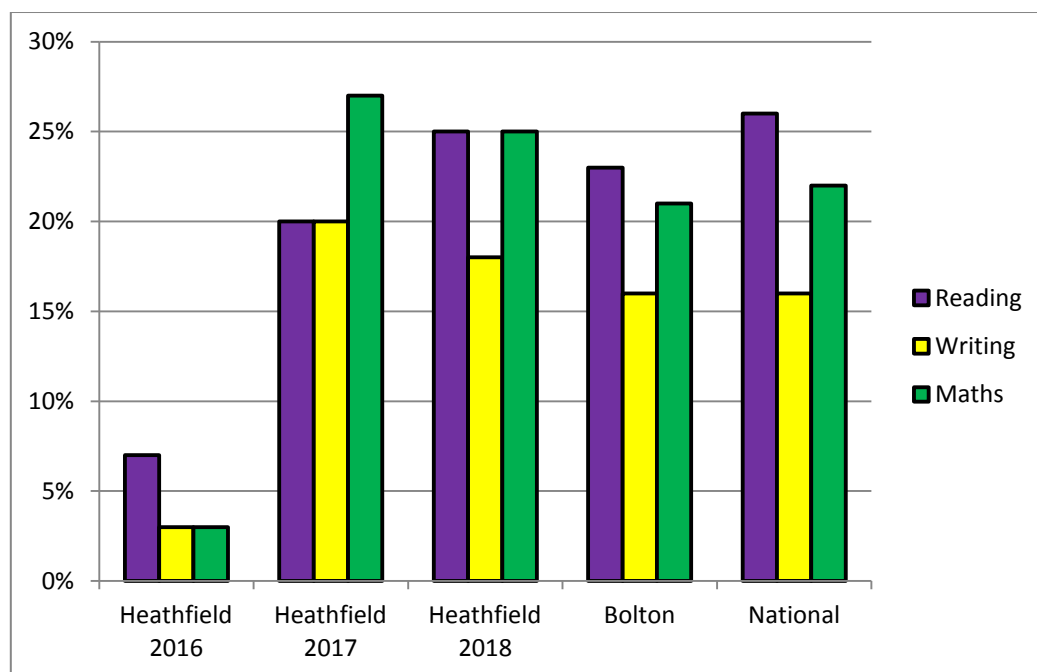
Year 2 expected standard for the end of KS1

	School 2016	School 2017	School 2018	Bolton	National
Reading	67%%	67%%	71%%	73%%	75%%
Writing	70%%	60%%	64%%	68%%	70%%
Maths	77%	73%	75%	74%	76%



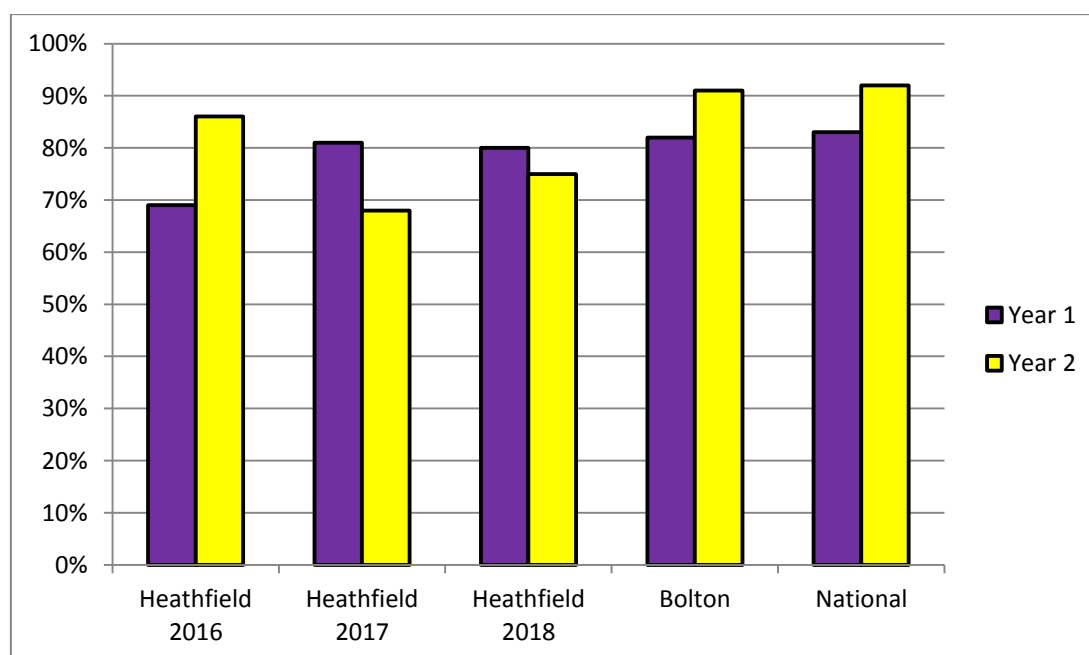
Year 2 greater depth for the end of KS1

	School 2016	School 2017	School 2018	Bolton	National
Reading	7%%	20%%	25%%	23%%	26%%
Writing	3%%	20%%	18%%	16%%	16%%
Maths	3%	27%	25%	21%	22%



KS1 Phonics

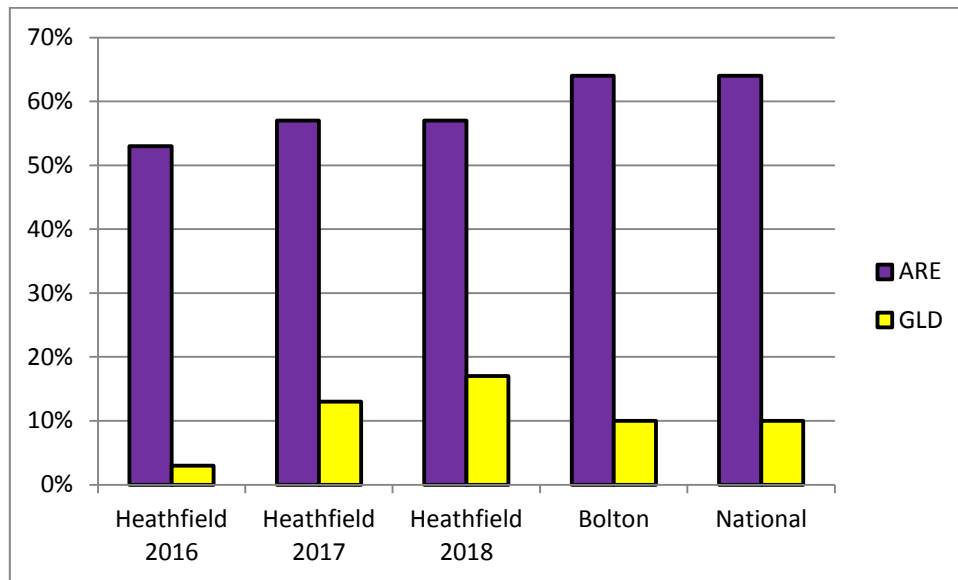
	School 2016	School 2017	School 2018	Bolton	National
Year 1	69%%	81%%	80%%	82%%	83%%
Year 2	86%%	68%%	75%%	91%%	92%%



KS2 SATs results

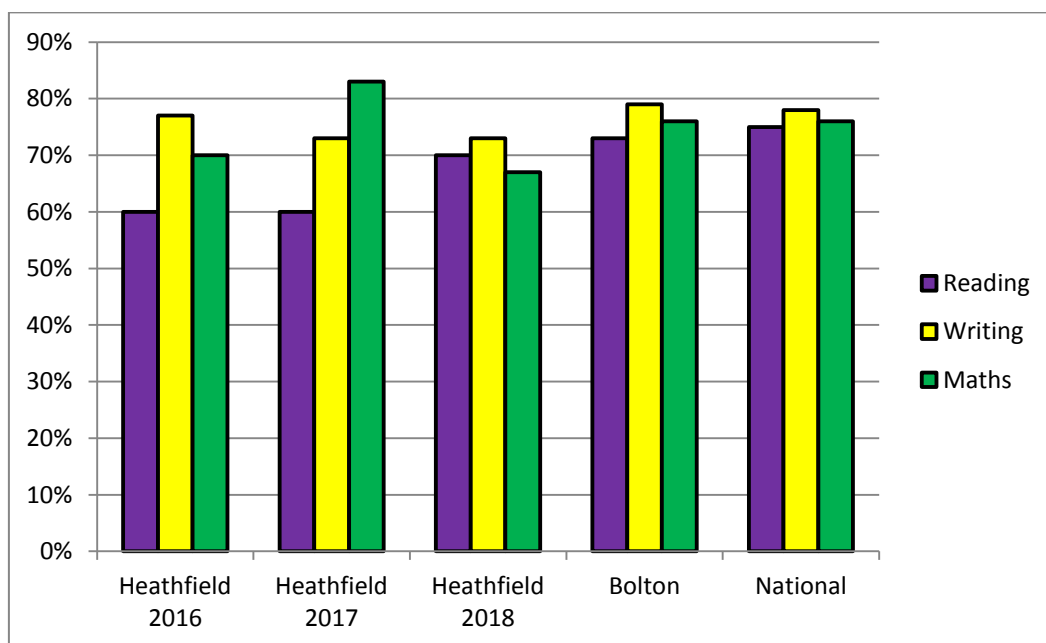
Combined (Reading, Writing, Maths)

	School 2016	School 2017	School 2018	Bolton	National
Age Related	53%%	57%%	57%%	64%%	64%%
Greater Depth	3%%	13%%	17%%	10%%	10%%



Year 6 expected standard for the end of KS2

	School 2016	School 2017	School 2018	Bolton	National
Reading	60%%	60%%	70%%	73%%	75%%
Writing	77%%	73%%	73%%	79%%	78%%
Maths	70%	83%	67%	76%	76%



Year 6 greater depth for the end of KS2

	School 2016	School 2017	School 2018	Bolton	National
Reading	23%%	20%%	43%%	24%%	28%%
Writing	7%%	13%%	20%%	20%%	20%%
Maths	23%	30%	30%	24%	24%

