






Design Technology: What did the 'Golden Age' give us?

What should I already know?

In KS1, we have learnt about textiles, mechanisms and food. In Year 3 and 4 we built on our prior learning of mechanisms, textiles and food through independently selecting appropriate tools to make our products. We also learned two new D&T concepts, structure and electrical systems. We have used the knowledge we have learnt from Years 1 – 4 and applied this to our learning in Year 5. In Year 5 so far, we have further developed our knowledge for mechanisms. We can convert rotary motions to linear motions using cam, we can cut using a saw and join materials using nails, drilling, screwing and gluing. Using these skill helped us make a CAM toy.

Islamic Dish	Prepare	Dice	Recipe	Roll	Improve
A dish that is halal if made with meat. 	Use different methods including chopping, slicing, grating, peeling and mixing to get foods ready to use in a recipe...	Cut into small cubes. 	Follow the step by step instructions on a recipe. 	Move in a certain way. 	Make it better. 



Islamic food is a variety of dishes mixed with a range of spices to give it extra flavour. Dishes are Halal as Muslim's will only eat halal meat. Some foods that Muslim's eat hold a special significance in Islam such as flat bread, dates, vinegar and seafood.

Dice and cut food into evenly sized pieces.



Identify how to change a recipe to improve it.



Roll the dough to an accurate size and thickness.



Cooking techniques

Roll out dough using a rolling pin.



Heat food using hob, oven or microwave.

